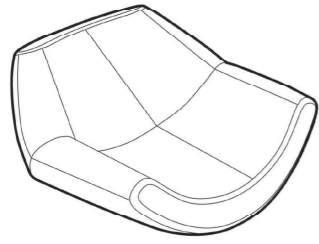


## WELKOME shell



Scocca stampata in poliuretano flessibile con inserto metallico

Moulded flexible polyurethane shell with metal frame inside.

Shell weight: 19,15 kg

1 Volume: 0,50 m<sup>3</sup>  
Weight: 24,2 kg

### Not Upholstered

Welkome shell 11M  
Cod: 08925/B

Welkome shell BS  
Cod: 08926/B

\* m.o.q. 1 piece

### Upholstered

Cod: 09041

Fabric consumption  
h: 3,0ml



CAT. A



CAT. B



CAT. C



CAT. D



C.O.M.

\* s.o.q. 1 piece

## Bases

### BAS 116



Basamento girevole in acciaio cromato.  
Chromed steel swivel base.

Frame base in painted steel grey with galvanic treatment.

Weight 6,3 kg | 2 Volume: 0,22 m<sup>3</sup>  
Weight: 14,7 kg  
\* m.o.q. 2 piece

### BAS 119



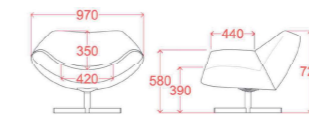
Basamento in acciaio inox spazzolato, girevole.

Swivel brushed stainless steel base.

Weight 13,2 kg | 1 Volume: 0,05 m<sup>3</sup>  
Weight: 14,0 kg  
\* m.o.q. 1 piece

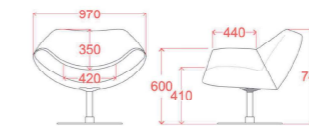
## Finished Product

### IDWELKOME-116



Weight 25,5 kg | 1 Volume: 0,8 m<sup>3</sup>  
Weight: 30,5 kg  
\* s.o.q. 1 pieces

### IDWELKOME-119



Weight 32,5 kg | 1 Volume: 0,8 m<sup>3</sup>  
Weight: 37,5 kg  
\* s.o.q. 1 pieces

Dimensions in mm



WELKOME