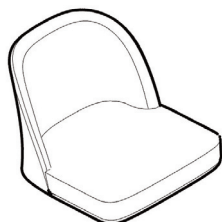


LIKE PLUS

Componente
non rivestito
*Not upholstered
component*




Scocca stampata in poliuretano flessibile con inserto metallico. Sedile in poliuretano flessibile con inserto in legno.

Moulded flexible polyurethane shell with metal frame inside. Moulded flexible polyurethane seat with wooden frame.

Ilpoflex CB foam
Cod. 08880
Ilpoflex BS foam
Cod. 08881


Shell weight: 5,9 kg

 Volume: 0,31 m³
Weight: 13,7 kg

Standard order quantity:
8 pieces

**Prodotto finito
rivestito in:**
*Finished product
upholstered in:*

CAT. A
CAT. B
CAT. C
CAT. D
C.O.M.

 Fabric consumption
1,0 m

Basi - Bases


BAS002



Base a 5 razze in alluminio lucida girevole con ruote, regolabile in altezza, 3°.

5 spoke aluminum swivel base with castors, adjustable height, 3°.

Weight
4,3 kg

 Volume: 0,05 m³
Weight: 5,0 kg
minimum order quantity:
2 pieces


BAS073



Base a disco in acciaio inox 430 spazzolata autoallineante, 3°.

Disc self-aligning base, brushed stainless steel 430, 3°.

Weight
11,2 kg

 Volume: 0,05 m³
Weight: 11,9 kg
minimum order quantity:
2 pieces


BAS102



Base in legno di frassino verniciata naturale girevole, 3°.

Natural painted ash wood swivel base, 3°.

Weight
3,3 kg

 Volume: 0,22 m³
Weight: 15,7 kg
minimum order quantity:
4 pieces


BAS104



Base a 4 razze in acciaio cromata girevole, 3°.

4 spoke chromed steel swivel base, 3°.

Weight
4,3 kg

 Volume: 0,22 m³
Weight: 19,4 kg
minimum order quantity:
4 pieces


BAS113



Base a 4 lame in acciaio verniciata nero girevole, 3°.

4 spoke black painted swivel steel base, 3°.

Weight
4,3 kg

 Volume: 0,22 m³
Weight: 19,4 kg
minimum order quantity:
4 pieces


BAS106



Base in tubo d'acciaio cromata girevole, 3°.

Chromed tubular steel swivel base, 3°.

Weight
2,8 kg

 Volume: 0,22 m³
Weight: 13,4 kg
minimum order quantity:
4 pieces


BAS103



Base in tubo d'acciaio verniciata nero girevole, 3°.

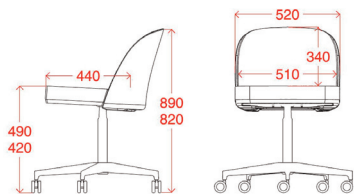
Black painted tubular steel swivel base, 3°.

Weight
2,8 kg

 Volume: 0,22 m³
Weight: 13,4 kg
minimum order quantity:
4 pieces

Prodotto finito - *Finished products*

IDLIKEPLUS-002



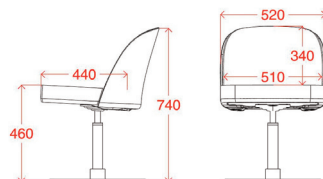
Weight
10,1 kg



Volume: 0,46 m³
Weight: 13,3 kg

Minimum order quantity:
8 pieces

IDLIKEPLUS-073



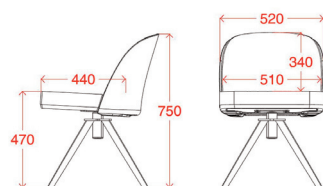
Weight
18,6 kg



Volume: 0,46 m³
Weight: 21,8 kg

Minimum order quantity:
8 pieces

IDLIKEPLUS-102



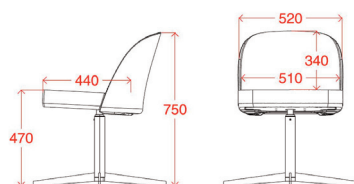
Weight
8,5 kg



Volume: 0,46 m³
Weight: 11,7 kg

Minimum order quantity:
8 pieces

IDLIKEPLUS-104



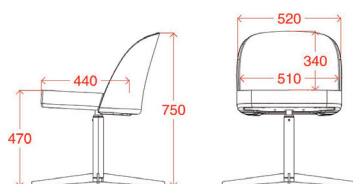
Weight
9,6 kg



Volume: 0,46 m³
Weight: 12,8 kg

Minimum order quantity:
8 pieces

IDLIKEPLUS-113



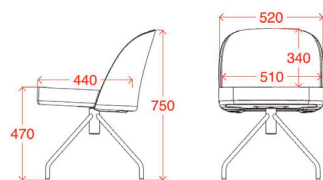
Weight
9,4 kg



Volume: 0,46 m³
Weight: 12,6 kg

Minimum order quantity:
8 pieces

IDLIKEPLUS-106



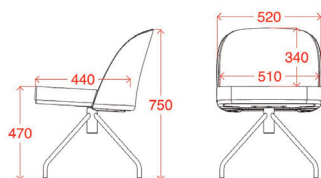
Weight
8,8 kg



Volume: 0,46 m³
Weight: 12,0 kg

Minimum order quantity:
8 pieces

IDLIKEPLUS-103



Weight
10,7 kg



Volume: 0,46 m³
Weight: 13,9 kg

Minimum order quantity:
8 pieces

Dimensions in mm



LIKE PLUS