

KOPPA

Design Giovanni Baccolini

Il design avvolgente dello schienale e la seduta accogliente e confortevole rende Koppa adatta a contesti domestici ed ambienti contract come spazi ufficio, ristoranti, sale d'attesa ed hotel.

The wraparound design of the backrest and the cozy and comfortable seat makes Koppa suitable for domestic and contract contexts such as office space, restaurants, waiting rooms and hotels.



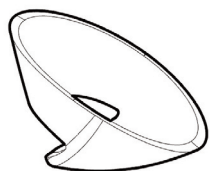


KOPPA

Pag. - 109 -



KOPPA shell



Scocca stampata in poliuretano flessibile con inserto metallico.

Moulded flexible polyurethane shell with metal frame inside.

Shell weight: 5,80 kg



Volume: 0,31 m³
Weight: 13,5 kg

Not Upholstered

Koppa shell 11M
Cod: 07763

Koppa shell BS
Cod: 07764

* m.o.q. 10 pieces

Upholstered

Cod: 07986



Fabric consumption:
1,4 ml



CAT. A



CAT. B



CAT. C



CAT. D



C.O.M.

* s.o.q. 8 pieces

Bases

BAS018



Basamento in alluminio con ruote, girevole e regolabile in altezza.

Chromed adjustable height swivel base, with castors.

Weight
4,2 kg



Volume: 0,05 m³
Weight: 4,9 kg

* m.o.q. 1 piece

BAS029



Basamento in alluminio autoallineante.

Self-aligning aluminum base.

Weight
4,1 kg



Volume: 0,05 m³
Weight: 4,8 kg

* m.o.q. 1 piece

BAS041



Basamento in acciaio inox spazzolato e autoallineante.

Self-aligning brushed stainless steel base.

Weight
12,7 kg

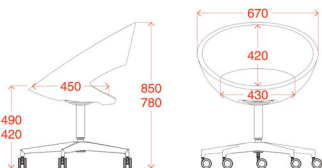


Volume: 0,05 m³
Weight: 13,4 kg

* m.o.q. 1 piece

Finished Product

IDKOPPA-018



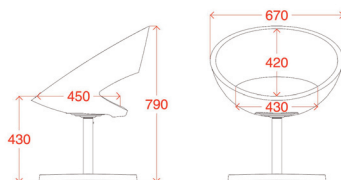
Weight
10,0 kg



Volume: 0,46 m³
Weight: 13,2 kg

* s.o.q. 8 pieces

IDKOPPA-029



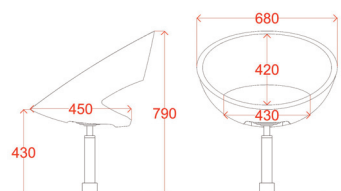
Weight
9,9 kg



Volume: 0,46 m³
Weight: 13,1 kg

* s.o.q. 8 pieces

IDKOPPA-041



Weight
18,5 kg



Volume: 0,46 m³
Weight: 21,7 kg

* s.o.q. 8 pieces

Dimensions in mm



KOPPA